

INTERNATIONAL DOG SLED RACES

SKIJORING 1 DOG

2-4-6 DOG SLED



RULES FOR PARTICIPANTS

14-15-16 FEBRUARY 2025

Updated December 2024

Table of Contents

General rules	3
Registration	3
Race official	3
Materials	3
Participant Safety	4
Volunteer Assistance	4
Veterinary guide.....	4
Rules regarding departures and arrivals	5
Team late for departure.....	5
Participant who does not start.....	5
Abandon.....	5
Starting position	5
Departure and arrival areas	5
Finish line.....	5

RULES FOR PARTICIPANTS

Track Rules	5
Follow the trail.....	5
Wearing headphones	6
Teamwork with dogs	6
Overtaking.....	6
Right of way	6
Rules of discipline	6
Sled equipment	6
Wearing a helmet.....	7
Class.....	7
Change of dogs.....	7
Number of participants per team.....	7
Number of dogs upon arrival	7
Participant substitution.....	7
Participant who escapes his team	8
Rules regarding dogs	8
Minimum age of dogs for racing	8
Decision regarding a dog's ability to participate.....	8
Dogs and the mandatory veterinary examination	8
Dog showing weakness	9
Anti-doping.....	9
Rules regarding behavior	9
Common sense and sportsmanship	9
Responsibility for dog behavior.....	9
General behaviors and animal welfare during an event	9
Denunciation - Protest	10
Penalty grid	10
Harnesses accepted.....	11
Harnesses refused.....	11
Appendix 2 - Accepted and refused collars	12
Appendix 3 - Accepted and refused muzzles.....	12
Muzzles accepted	12
Muzzles refused.....	12
Appendix 4 – Fitness System	13



General rules

Registration

- 🐾 Online registration. No refunds 48 hours before the event.

Race official

- 🐾 The Event Official ensures the safety of the premises and compliance with these Regulations (hereinafter “Rules”). He has exclusive jurisdiction during an event. The Safety Delegate is a member who ensures the safety of participants during competitions. During an event, the Delegate is under the supervision of the Event Official. He wears a “safety” bib.

Materials

- 🐾 During a test, the dog must be equipped with a harness that is designed for traction sports and that is adapted to its morphology so as not to hinder it when pulling or injure it (see Appendix 1).
- 🐾 At all times during a test, the bungee / “tug line” must be attached directly to the harness and not to the dog’s collar.
- 🐾 Only flat collars are allowed during the events.
- 🐾 Collars must not in any case hinder the dog's breathing (choke collar, collar that is too thin, etc.). If the collar has a martingale function, it must have a device (e.g. ring) preventing the dog from being strangled, its purpose being to shorten the collar to prevent the passage of the head, and not to strangle the dog. However, collars made mainly of metal, such as "chockers" made of chain, prongs and electrostatic collars are not permitted (see Appendix 2).
- 🐾 Muzzles are permitted provided that they do not impede the dog's breathing while running (see Appendix 3).
- 🐾 The participant is responsible for ensuring that his/her racing equipment complies with the Regulations. An equipment check station may be available on the event site. In the absence of the check station, the event official is available to answer questions from participants about the equipment and carry out checks if necessary. The event official reserves the right to refuse any start of a participant who has equipment that does not comply with the regulations. The participant cannot demand a refund from the organizer in such circumstances.
- 🐾 All equipment must be in good condition to perform the job for which it was designed. Worn, unsafe or unsafe equipment is prohibited.
- 🐾 Dog transport vehicles must be adequately designed and equipped to ensure the well-being of the dogs during transport and stay at the competition site.
- 🐾 A numbered bib will be provided by the organization. The participant must wear his bib visibly for the entire duration of the race unless otherwise authorized by the event official.
- 🐾 In distance sled races where there is specific mandatory equipment, teams and equipment must be available for inspection at the parking lot or other location announced by the event official at least thirty (30) minutes before their scheduled start time. Once inspection is complete, no equipment may be removed from the sled without the permission of and under the supervision of the event official or a designated official. A team must be available for inspection after each run at the request of the event official.

RULES FOR PARTICIPANTS

Participant Safety

- 🐾 The event official may reduce the size of a team if he or she considers there to be too many dogs for the driver.

Volunteer Assistance

- 🐾 All teams may receive equal assistance from volunteers located at specific points along the course, under conditions authorized by the event official.
 - 1. Only in the case of a team without a driver or a team presenting a danger to itself, other teams or persons may immediate action be taken by officials or spectators to secure the team.
 - 2. In all other cases, officials shall act only at the request of the handler for assistance, assistance limited to the control of the dog(s). The handler shall stop his team, clearly indicating what assistance he requires.
 - 3. Participants running in the same heat may assist each other in any way permitted by the event official.
 - 4. No accompaniment (snowmobile, four-wheeler or other) will be allowed on the course, regardless of the age of the participant.

Veterinary guide

- 🐾 In general, no drugs or physical means may be used to stimulate a dog's performance. The event organization, with the veterinary team, reserves the right to take blood and/or urine samples for submission to anti-doping tests, throughout the duration of the race.
 - Prohibited substances and objects: syringe needles for injecting substances, anabolic steroids, analgesics, anti-inflammatory medication (corticosteroids, anti-prostaglandins, salicylates, DMSO, etc.), anesthetics, central nervous system stimulants, antihistamines, bronchodilators, cough suppressants, diuretics, muscle relaxants, opiates or any other substances that enhance a dog's performance or that may conceal its state of health.
 - Allowed substances: vitamins; minerals, electrolytes, probiotics or any other dietary supplement designed for this purpose and in its original packaging, antacids such as famotidine (Pepcid AC) and omeprazole (Prilosec) to prevent gastric ulcers.
 - Dog Death: The musher is responsible for the health of his dogs and should be familiar with canine first aid guides and should be able to recognize the symptoms that indicate a health problem. In the event that a dog dies during the race, the dog must be completely covered in the sled bag and the event organization and/or veterinary team must be informed immediately to ensure appropriate follow-up. Failure to comply with this may result in the musher being disqualified or even banned from future races.
- 🐾 Conditions for assessing a dog's health status by the veterinary team:
 - A wasted body state (too thin and low muscle mass), hydration status (8% or more), irregular heart rate, elevated rectal temperature, hypothermia, abnormal lung sounds, reddish or brown urine (a sign of myopathy), chronic diarrhea with the presence of blood (or vomiting of blood), frostbite, any orthopedic injury causing inflammation and/or pain, psychological state of the dog (especially at the point of stopping where, for example, a dog would have no desire to resume the start).



Rules regarding departures and arrivals

Team late for departure

- 🐾 Any participant who is not ready to start at their scheduled start time will have to start at the very end and will be subject to a 30-second penalty. If there is more than one participant late, they will start in the order in which they were placed.

Participant who does not start

- 🐾 Any participant who does not start must notify the event official as soon as possible.

Abandon

- 🐾 The participant who abandons the race must notify the event official as soon as possible.

Starting position

- 🐾 The most advanced part of the vehicle (front of the sled) is the reference point for respecting the starting line. The starting reference point may change depending on the type of timing used.
- 🐾 A participant who intentionally delays his start will be given a 30-second penalty or disqualified at the discretion of the event official.
- 🐾 A participant who starts before the end of the countdown will be given a 30-second penalty by the race official.
- 🐾 “Handlers” are allowed according to the following rules:
 - A maximum of 1 handler per dog
 - No handler is allowed to propel or pull the team on its start. If such an action occurs, a 30-second penalty will be imposed on the team by the event official.

Departure and arrival areas

- 🐾 It is prohibited for any person in the starting area or the finishing area to have in their possession any food, drinks, tobacco or cannabis products and their derivatives, animal food, toys, balls, etc. Only participants and their “handlers” are allowed in the starting area.
- 🐾 In order to promote the image and development of harness sports and in accordance with the Quebec government's Tobacco Control Act, chapter L-6.2, section 2, paragraph 5, smoking is prohibited where sports or leisure activities are taking place. You will be asked to smoke nine meters from the starting and finishing areas under risk of penalties according to Act L-6.2 section 2.2.

Finish line

- 🐾 The timer stops when the front of the sled crosses the finish line.
- 🐾 When crossing the finish line, the person must be in control and on board their sled.

Track Rules

Follow the trail

- 🐾 A team must cover the entire course as set by the organizer. If the team leaves the track, it must be brought back to the point where it left it.



RULES FOR PARTICIPANTS

Wearing headphones

- 🐾 During the event, wearing headphones is strictly prohibited on the course.

Teamwork with dogs

- 🐾 The dog must be connected to the vehicle (sled) at all times on the route.
- 🐾 Pulling the dog or forcing it to move forward by any means is strictly prohibited.
- 🐾 It is forbidden to allow a dog to be pulled by its canine teammate(s), if applicable, during the event, under penalty of automatic disqualification by the event official.

Overtaking

- 🐾 Overtaking is announced when the lead dog is within 15 meters of the other team. At this point, the overtaken team must pull over and slow down. At the request of the overtaking team, the overtaken team may be forced to stop.

Right of way

- 🐾 A team that catches up with one or more teams preceding it may request the immobilization of the team it has joined when the distance separating it from this team is less than 25 feet or 7.6 meters.
- 🐾 The team that is being overtaken must immobilize its team and make it easier to overtake (example: park its sled to the right of the track and immobilize its dogs as much as possible).
- 🐾 When passing, the team that has been passed must leave a reasonable distance of at least 25 feet or 7.6 meters to the team that passed it before moving on. If the team that passed stops moving forward, the team that was passed has the right to re-pass, provided that the aforementioned requirements are respected.
- 🐾 When two teams meet on a dangerous section of track (e.g. sharp curve, bridge or narrow track), the driver on the way back must give way to the driver heading towards the loop.
- 🐾 A rider who has had to stop his team to let the same rider pass twice is no longer required to stop his team to let the same team pass on an additional occasion. A rider who wishes to overtake must then do so at his own risk.

Rules of discipline

Sled equipment

- 🐾 All dogs will be harnessed in single or double file.
- 🐾 All dogs will be connected to the central line which will be made of a non-rigid and flexible line by their harness.
- 🐾 The neckline should connect the leaders together and should connect each team dog to the center line.
- 🐾 It must be equipped with a front hoop (bumper) designed to protect the participant and the dogs.
- 🐾 It must have skates without metal edges (metal squares).
- 🐾 It must be equipped with an adequate brake and an effective snow anchor, connected to the central line, allowing the team to be adequately immobilized.
- 🐾 It must be equipped with a dog bag that can accommodate at least one dog and confine it out of sight must be properly secured inside the sled. A participant who returns to the finish line with a dog that is not completely inside and confined in the bag will be

RULES FOR PARTICIPANTS

automatically disqualified. The dog must remain in the closed bag out of sight until reaching the participant's or the dogs' owner's vehicle. The participant is responsible for the condition of his equipment and may not use equipment breakage as a reason for not complying with this rule.

- 🐾 It must be able to properly carry the driver and, in an emergency, a passenger.
- 🐾 It must have a basket with a hard bottom with a minimum surface area of 40 cm x 50 cm to be able to carry a dog safely.
- 🐾 In distance races, the sled may be replaced between heats (or stages) and at scheduled checkpoints.

Wearing a helmet

- 🐾 Wearing a safe and suitable helmet is mandatory for those under 18 and strongly recommended for those 18 and over. For safety and insurance reasons, the organizer may require all participants to wear a helmet.

Class

- 🐾 Any person may take part in the event with any dog pulled at any load, provided that the number of dogs is respected according to its category.
 - Skijoring (1 dog): participant must be 16 years or older with experience.
 - 2 dogs (maximum 2 dogs): participant must be 12 years old or older.
 - 4 dogs (minimum 3 dogs, maximum 4 dogs): the participant must be 12 years old and older.
 - 6 dogs (minimum 5 dogs, maximum 6 dogs): the participant must be 14 years of age or older.

Change of dogs

- 🐾 When holding a race taking place over several days, no dog may be added to replace a dog withdrawn from the team for any reason whatsoever.
- 🐾 Any team or dog presenting itself at the start and which, in the opinion of the Event Official, is deemed unfit or unable to complete the course safely, will not be allowed to start.
- 🐾 Any team or dog not starting a round may start the second round, but for fun and without the possibility of a prize.
- 🐾 Any team or dog disqualified during a round is not, under any circumstances, allowed to continue the rest of the competition.

Number of participants per team

- 🐾 There may not be more than one participant per team. However, a participant will not be penalized for assisting a participant in difficulty by taking them on their sled.

Number of dogs upon arrival

- 🐾 A participant must cross the finish line with the same number of dogs in his team as at the start. A dog cannot be abandoned on the trail or to a handler during the race, the dog must be in the sled bag and declared to the official at the finish.

Participant substitution

- 🐾 Any substitution of participants will be prohibited during the same event and the team will not be able to start with a participant other than the one registered for the discipline, unless authorized by the event official for an acceptable reason preventing the participant

RULES FOR PARTICIPANTS

from starting. For any other discipline, the substitution of participants is prohibited, whether before or after the closing of registrations.

Participant who escapes his team

- 🐾 A participant who escapes from his team and joins it without any external help and crosses the finish line with his team and on his sled will not be penalized.
- 🐾 The participant who manages to join and catch up with his team with external help and who crosses the finish line with his team and on his sled will be automatically disqualified. However, he will be able to run the next day for fun, without the possibility of a scholarship. He will start in last position.
- 🐾 Any team crossing the finish line without the participant who started the race or without the sled will be automatically disqualified. However, they will be able to run the next day for fun, without the possibility of a scholarship. They will start in last position.
- 🐾 A participant is obliged to offer assistance to a team in difficulty under penalty of sanction by the race official.

Rules regarding dogs

Minimum age of dogs for racing

- 🐾 For all disciplines, dogs must be 12 months old for races of 2 to 6 km and 15 months old for races of 6 km and more.¹

Decision regarding a dog's ability to participate

- 🐾 Any decision regarding a dog's ability to participate in a test or to safely complete the course rests with the veterinarian, or the race official if there is no veterinarian in the organization. However, if the participant is able to present a valid certificate from a veterinarian indicating the dog's ability to participate in the test, this will take precedence over the opinion of the race official.

Dogs and the mandatory veterinary examination

- 🐾 Each dog participating in the race must be up to date on its vaccinations against distemper, infectious canine hepatitis, parvovirus, parainfluenza (DHPP) and rabies. DHPP and rabies vaccines approved for a period of three years by a veterinarian will be accepted. Although not yet mandatory, annual vaccination against leptospirosis is strongly recommended. Proof of vaccination must be sent electronically to the veterinary team at a time that will be communicated to the mushers in due course.
- 🐾 Vaccinations must have been administered at least two weeks before the date of the event.
- 🐾 Each dog that will participate in the event will also have to undergo an examination by one of our racing veterinarians. This examination will take place on the day and time indicated by the organizer to the participants. Only dogs whose health is deemed appropriate to participate in the race by the veterinarians will be allowed to start. It should be noted that the veterinarians' decision on this subject is final. Any inappropriate or abusive communication from the musher to the veterinary team may result in a penalty or even

¹In Sprint disciplines in a small team event, if the organizer does not have a veterinary team to carry out the pre-race examination of the dogs, the age regulations for small team will take precedence (less than 2 km = 15 months, more than 2 km = 18 months).

RULES FOR PARTICIPANTS

revocation of the right to participate in the race depending on the severity of the infraction. It goes without saying that any discussion must be done with the utmost respect.

- 🐾 Each dog leaving the start of the race will be marked with a colored pencil by the veterinary team. No "unmarked" or "unidentified" dog will be able to take part in the start.

Dog showing weakness

- 🐾 A dog showing any signs of injury, health abnormality, illness, infection (contagious or not), weakness or being physically unfit to compete (e.g. too thin or overweight) will be disqualified or expelled from the event site to protect the health of other teams. The veterinarian or race official reserves the right to carry out the necessary checks in this regard. (see Appendix 4).
- 🐾 Dogs coming from kennels or residences where a contagious disease exists may be refused access to the race site by the event official. A veterinary certificate may be required.

Anti-doping

- 🐾 Any participant or owner of dogs forming part of a team participating in an event must comply with all provisions, rules or regulations to prevent and prohibit the doping of dogs or humans and must agree that the team submits to all tests required for this purpose.

Rules regarding behavior

Common sense and sportsmanship

- 🐾 Common sense and sportsmanship prevail. A participant is obliged to offer assistance to a team in difficulty under penalty of sanction by the race official. If the event official judges that the behavior of a participant or a dog at any time is detrimental to the sport or the event, he may disqualify a team and order it to leave the event site. In this case, re-entry to a future event will have to be reviewed by the disciplinary committee.

Responsibility for dog behavior

- 🐾 Each participant is responsible for the behavior of his/her dog(s) at the event venue, as well as on the track.
 - Bite: in the case of a bite with or without perforation, the participant will not be able to re-enter the dog in a CCTIM sanctioned race for a period determined by CCTIM.
 - Repeated bad behavior: The event official may remove a dog deemed aggressive from the competition if it could endanger other dogs or people on the field.

General behaviors and animal welfare during an event

- 🐾 Responsibility for the well-being of his/her dog(s): all participants are responsible for the well-being of their dog(s) before, during and after the event(s), under penalty of a warning by the event official which may lead to expulsion or suspension.
- 🐾 Loose Dogs: Loose dogs are not permitted on the event site.
- 🐾 Mistreatment: Mistreatment of dogs with or without instruments is prohibited, under penalty of sanction by the official which may go as far as expulsion. The use of whips, branches, sticks or other objects used to stimulate or create a feeling of fear is considered mistreatment of dogs, in the same sense as any blow to a dog using any part of the participant's body or gesture intended to create a feeling of fear for the dogs.

RULES FOR PARTICIPANTS

Denunciation - Protest

- 🐾 Any behavior deemed harmful or unacceptable during an event must be reported to the event official assigned to the event in the form of a protest.
- 🐾 The event official is entitled to protest if he witnesses an infraction even if the injured participant does not protest.
- 🐾 Any protest may be directed towards a participant, the organizer, a volunteer or the event official himself. In the latter case, the protest will be handled by the chief official.
- 🐾 In order to lodge a protest regarding a breach of the Rules, the complainant must make his complaint to the event official on the day of the event, and within a maximum of one hour following the arrival of the last participant of the event to which the complaint relates. This may relate to a situation experienced by the complainant or witnessed by him. The complaint will be submitted to the exclusive jurisdiction of the event official and will be processed the same day. **The decision will be final.**

Penalty grid

Regulations	Types of sanctions
Non-compliant material	Warning or departure refused
Inadequate or missing equipment	Warning or departure refused
Dog that is not of the minimum age	Dog disqualification
Participant's ability to participate in the event	Departure refused or removal of the dog
Ability of the dog to participate in the test	Departure refused or removal of the dog
Number of dogs on arrival different from departure	Disqualification
Number of dogs not in accordance with the registered class	Departure refused
Participant who escapes his team and is helped by someone outside	Disqualification
Doping a dog or a human	Refused start and disqualification
Substitution of bibs/participants	Disqualification
Team leaves before time among	30 second penalty
Team late on the starting line	30 second penalty and will start in last position
Handlers who propel or pull the team to the starting line	30 second penalty

Appendix 1 - Accepted and refused harnesses

Harnesses accepted

**Fiche
HARNAIS**



Les Harnais ACCEPTÉS

- ✘ Les harnais présentés sont à titre d'exemples. Il en existe d'autres marques sur le marché.
- ✘ Le chien doit être confortable et se sentir à l'aise dans son mouvement de traction.
- ✘ L'officiel de course est le seul qui pourrait vous refuser le départ si le matériel n'est pas adéquat ou non-adapté au chien.

Tous les harnais de type X-Back






Autres types conçus pour la traction




Les harnais courts conçus pour la traction




Harnesses refused

**Fiche
HARNAIS**



Les Harnais REFUSÉS

- ✘ Les harnais présentés sont INTERDITS en compétition et fortement déconseillés pour la traction.
- ✘ N'hésitez pas à demander conseil lors d'une compétition si vous avez un doute sur votre matériel et ce, avant votre départ.
- ✘ L'officiel de course est le seul qui pourrait vous refuser le départ si le matériel n'est pas adéquat ou non-adapté au chien.

Tous les harnais anti-traction




Tous les harnais de marche et les plastrons








Appendix 2 - Accepted and refused collars

Fiche
COLLIERS










RÈGLES SUR LES COLLIERS

- ✘

Les colliers présentés sont à titre d'exemples. Il en existe d'autres marques et modèles sur le marché.
- ✘

Les colliers ne doivent en aucun cas entraver la respiration du chien (collier de type étrangleur, collier trop fin, etc.). Si le collier a une fonction martingale, celui-ci doit avoir un dispositif (ex : anneau) empêchant l'étranglement du chien, son objectif étant de raccourcir le collier pour empêcher le passage de la tête, et non pas d'étrangler le chien. Toutefois, les colliers fait majoritairement de métal, comme les "chocker" faits en chaîne, les prong et les colliers électrostatiques ne sont pas permis.
- ✘

L'officiel de course pourrait vous donner un avertissement ou vous refuser le départ si le collier n'est pas adéquat ou dangereux pour le chien.

Appendix 3 - Accepted and refused muzzles

Muzzles accepted




Muzzles refused



Appendix 4 – Fitness System


SYSTÈME DE CONDITION PHYSIQUE

TROP MAIGRE




- 1 Côtes, vertèbres lombaires, os du bassin et saillies osseuses visibles à distance ; pas de graisse corporelle perceptible ; perte de masse musculaire évidente.
- 2 Côtes, vertèbres lombaires, os du bassin bien visibles ; absence de graisse palpable ; autres saillies osseuses éventuellement visibles ; légère perte de masse musculaire.
- 3 Côtes facilement palpables voire visibles et absence de graisse palpable ; sommets des vertèbres lombaires visibles ; os du bassin de plus en plus proéminents ; taille et dépression abdominale marquées.

NORMAL



- 4 Côtes facilement palpables, avec petite couche adipeuse ; taille facilement visible en regardant du dessus ; dépression abdominale marquée.
- 5 Côtes palpables sans excès de couche adipeuse ; taille visible en arrière des côtes en regardant du dessus ; abdomen creusé, vu de côté.

TROP GROS



- 6 Côtes palpables avec un léger excès de couche adipeuse ; taille perceptible en regardant du dessus mais non proéminente ; dépression abdominale apparente.
- 7 Côtes difficilement palpables ; couche adipeuse importante ; dépôts adipeux marqués dans la région lombaire et à la base de la queue ; absence de taille ou à peine visible ; présence éventuelle d'une dépression abdominale.
- 8 Côtes non palpables sous une épaisse couche adipeuse, ou palpables uniquement en exerçant une pression importante ; forts dépôts adipeux dans la région lombaire et à la base de la queue ; absence de taille ; absence de dépression abdominale ; présence éventuelle d'une distension abdominale.
- 9 Forts dépôts adipeux sur le thorax, la colonne vertébrale et la base de la queue ; absence de taille et de dépression abdominale ; dépôts graisseux sur le cou et les membres ; distension abdominale marquée.

Le SYSTÈME DE CONDITION PHYSIQUE a été mis au point dans le Nestlé Purina Pet Care Center et a été validé, tel que le décrivent les publications suivantes :
 LaFrenais DP. Development and Validation of a Body Condition Score System for Dogs. *Canine Practice* July/August 1997; 22:10-15.
 Marley DS et al. Comparison of Various Methods for Estimating Body Fat in Dogs. *Annals of the New York Academy of Sciences* 2010; 1203:199-214.
 German AJ et al. A Simple, Reliable Tool for Owners to Assess the Body Condition of Their Dog or Cat. *J. Nutr.* 2005; 135:2025B-2025G.
 German AJ et al. Comparison of a Plethysmometer with Dual-energy X-ray Absorptiometry for Noninvasive Estimation of Percentage Body Fat in Dogs. *AVJZ* April 2010; Vol 75, No. 4